

CONSERVATIVES REBUILD THEIR LEAD

Small Changes As Parties Gear Up For Possible Federal Election

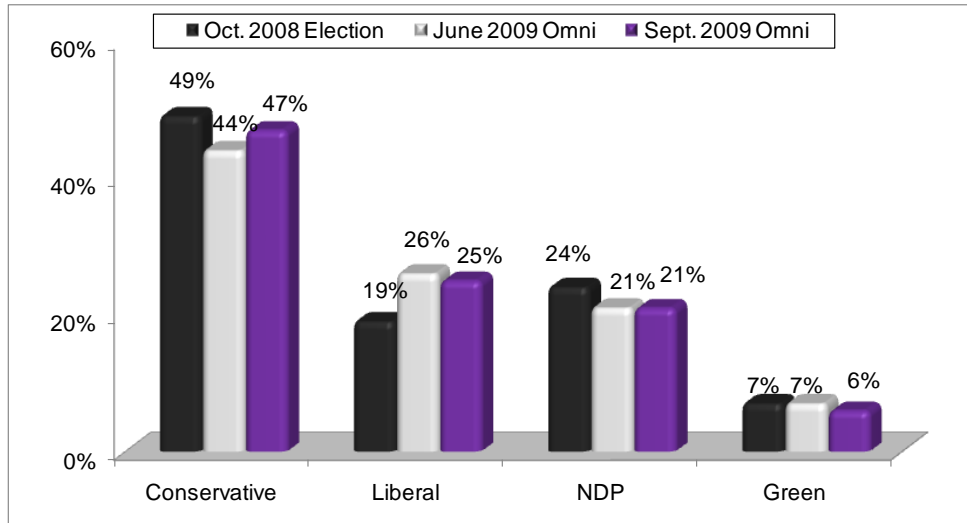
For Immediate Release – September 30, 2009

Winnipeg – With a potential autumn election on the horizon, Manitoba voters are gravitating back to the federal Conservative party – especially in the key battleground of Winnipeg.

A Probe Research Inc./Winnipeg Free Press survey of 1,000 Manitobans shows that the Conservative Party now boasts the support of 47 percent of adult citizens, an increase of three percentage points since June. After surging to 26 percent in June, the Liberal Party's momentum appears to have stalled as it now has the backing of 25 percent of adult Manitobans (-1% since June). Support for the New Democrats remains unchanged at 21 percent, while six percent of citizens would vote for the Green Party (-1%) in a hypothetical federal election. One in ten voters (10%) were undecided or declined to provide a party preference.

Federal Party Support

2. If a federal election were held tomorrow, which party's candidate would you be most likely to support?
(n=1,000)



Base: All respondents

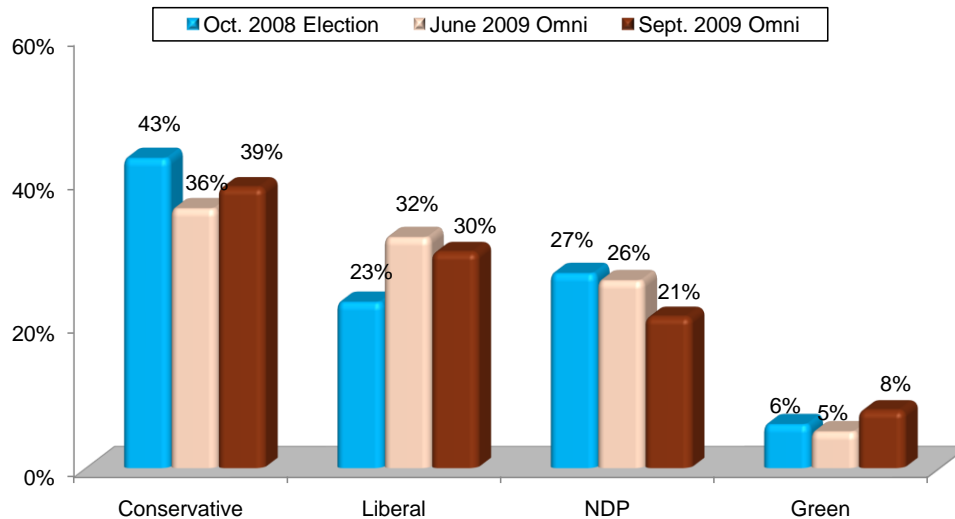
Federal NDP Support Slips in Winnipeg

While the overall changes in support levels for the federal parties in Manitoba since June 2009 are relatively small, recent shifts in voter preference within Winnipeg are more noticeable, especially when compared to the results of the October 2008 federal election. The Conservatives, for instance, now enjoy a nine-point lead over the Liberals among the urban electorate, with 39 percent of Winnipeggers backing the Stephen Harper-led Conservatives (+3% from June, yet -4% from October 2008) versus 30 percent supporting the Liberals (-2% from June, but +7% from October 2008). The New Democrats have suffered the most dramatic change, with only 21 percent of Winnipeg voters (-5% since June, -6% since October 2008) stating they would cast a ballot for the NDP. Support for the Green Party, meanwhile, has remained relatively unchanged in Winnipeg.

P R O B E
RESEARCH INC.

Federal Party Support - Winnipeg Voters -

2. If a federal election were held tomorrow, which party's candidate would you be most likely to support?
(n=600)



Base: All respondents

In the bellwether ridings of southwest Winnipeg, where the Liberals were statistically tied with the Conservatives in June, the Conservatives now enjoy a nine-point advantage over the Liberals (40% versus 31% respectively). The Conservatives continue to lead their opponents in northwest, northeast and southeast Winnipeg respectively, with the NDP barely retaining its status as the most popular party in the Core area of the city (31% versus 29% for the Liberals, 22% for the Conservatives and 17% for the Greens respectively).

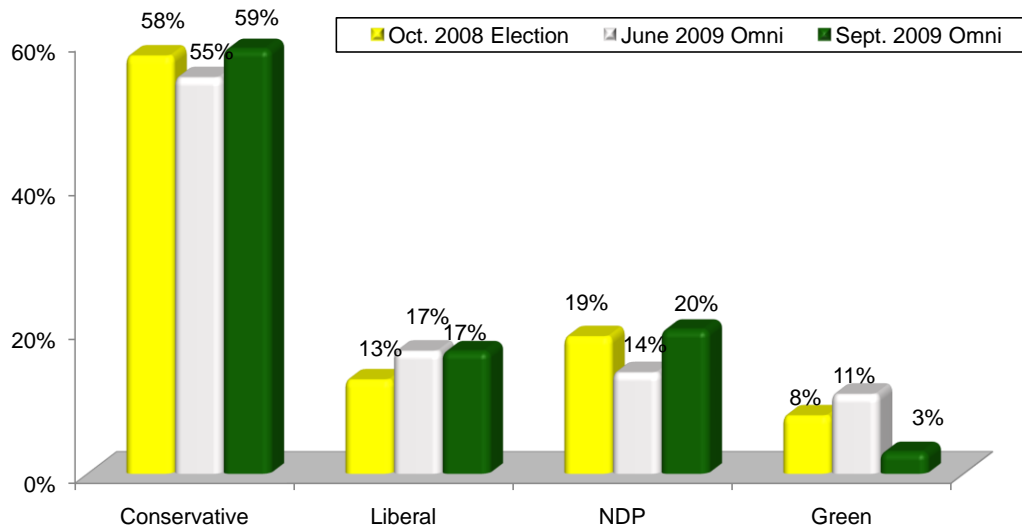
FEDERAL PARTY STANDINGS IN RURAL AND URBAN MANITOBA -- September 2009 -- Net Voting Intention Among Decided Voters					
<i>"If a federal election were held tomorrow, which party's candidate would you be most likely to support?"</i>					
	Total Manitoba	Winnipeg	Non- Winnipeg		
(Base)	(1000) (%)	(600) (%)	(400) (%)		
CPC	48	39	59		
LPC	25	30	17		
NDP	21	21	20		
Green Party	6	8	3		
	Northwest Winnipeg	Southwest Winnipeg	Southeast Winnipeg	Northeast Winnipeg	Core Area
(Base)	(126) (%)	(138) (%)	(97) (%)	(115) (%)	(124) (%)
CPC	47	40	45	43	22
LPC	28	31	39	26	29
NDP	19	16	8	29	31
Green Party	6	13	4	1	17

Outside Winnipeg, the federal Conservatives continue to capture the majority of voter support, with three in five voters (59%, up from 55% in June) backing the governing party. The NDP has regained its distant second position in rural and northern parts of the province with support from one in five voters (20%, up from 14% in June), while the percentage of those backing the Liberals remains unchanged at 17 percent. The Green Party, meanwhile, is now at just three percent outside Winnipeg (-8% since June).



Federal Party Support - Manitobans Living Outside of Winnipeg -

2. If a federal election were held tomorrow, which party's candidate would you be most likely to support?
(n=400)



Base: All respondents

Conservative Advantage Increases Among Men and Women

The Conservatives enjoy a significant advantage in voter support in all socio-demographic but one. As the following table shows, the Conservatives and NDP are statistically tied in support among individuals earning less than \$30,000 per year (34% NDP versus 33% Conservative and 22% Liberal). However, the Conservatives lead among every other demographic subgroup and have actually increased their advantage in some cases.

The Conservatives now enjoy support from a majority (51%, up from 48% in June) of decided male voters, with the Liberals (23%, down 7%) and NDP (18%, up 2%) trailing far behind. The Greens enjoy the support of seven percent of male voters.

The Conservatives are also the preferred party of women, with 43 percent of female voters (+3% from June 2009) backing the governing party. The Liberals have overtaken the NDP as the second-choice party of female voters, with 27 percent support (+4% from June 2009). The federal NDP has the support of 23 percent (-4% since June 2009). Five percent of Manitoba women would cast a ballot for the Greens in a hypothetical federal election.

**FEDERAL PARTY STANDINGS
AMONG SELECTED SOCIO-DEMOGRAPHIC GROUPS
-- September 2009 --
Net Voting Intentions Among Decided Voters**

"If a federal election were held tomorrow, which party's candidate would you be most likely to support?"

	Total	Gender		Age		
		Men	Women	18-34	35-54	55+
(Base)	(1000) (%)	(484) (%)	(516) (%)	(311) (%)	(353) (%)	(278) (%)
CPC	47	51	43	43	47	50
LPC	25	23	27	22	25	28
NDP	21	18	23	24	20	18
Green Party	6	7	5	9	6	3
	Education			Income		
	HS or Less	Some Post-Sec.	Post-Sec. Grad	<\$30K	\$30K-\$59K	\$60K+
(Base)	(266) (%)	(223) (%)	(487) (%)	(122) (%)	(231) (%)	(481) (%)
CPC	49	51	45	33	49	47
LPC	22	23	27	22	23	27
NDP	25	16	20	34	22	19
Green Party	4	8	7	7	6	6

This province-wide Omnibus survey was designed and conducted by Probe Research Inc. via telephone interviews conducted between September 14th and September 27th, 2009 among a random and representative sampling of 1,000 Manitoba adults. With a sample of 1,000 one can say with 95 percent certainty that the results are within +/- 3.1 percentage points of what they would have been if the entire adult population of Manitoba had been interviewed. The margin-of-error is higher within each of the survey's population sub-groups. Modified random-digit dialing was used to ensure that all Manitoba adults would have an equal opportunity to participate in this Probe Research survey. Minor statistical weighting has been applied to this sample to ensure that the age and gender balance correspond with the province as a whole.

For more information on this survey, please contact:

Scott MacKay
President - Probe Research Inc.
Suite 850-125 Garry Street
Winnipeg, Manitoba
R3C 3P2
Tel.: 926-6565
Cell: 955-9777
Fax: 926-6566
E-mail: scott@probe-research.com