

IT'S DEADLOCKED IN MANITOBA

Progressive Conservatives, NDP Statistically Tied Throughout Manitoba; New Democrats Still Ahead in Winnipeg

Winnipeg – Exactly 12 months out from Manitoba's first-ever fixed-date provincial election, the race between the province's two major political parties continues to be tight, a new poll conducted exclusively for the *Winnipeg Free Press* by Probe Research Inc. reveals.

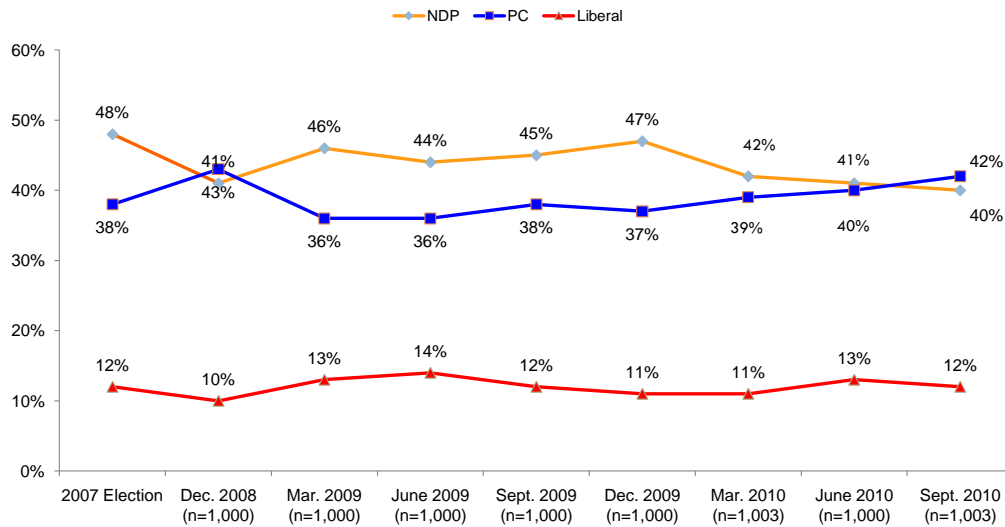
For the second straight quarter, the governing New Democratic Party and the opposition Progressive Conservatives remain statistically tied, with the PCs now sitting at 42 percent (up slightly from 40% in June) while the NDP now have the support of 40 percent of Manitoba's decided voters (down slightly from 41% in June). As the graph on the following page illustrates, the PCs are ahead of the NDP for the first time since December 2008 – however, their lead is within the poll's margin of error of +/- 3.1 percent.

Meanwhile, the third-place Liberals continue to trail by a significant margin at 12 percent support (-1% versus June), while six percent of Manitoba adults would cast ballots for other parties not represented in the Legislature. Twenty percent of those surveyed were undecided or refused to say which party they would vote for in a hypothetical provincial election.

P R B E
RESEARCH INC.

Provincial Party Support

1. If a provincial election were held tomorrow, which party's candidate would you be most likely to support?
(n=1,003)

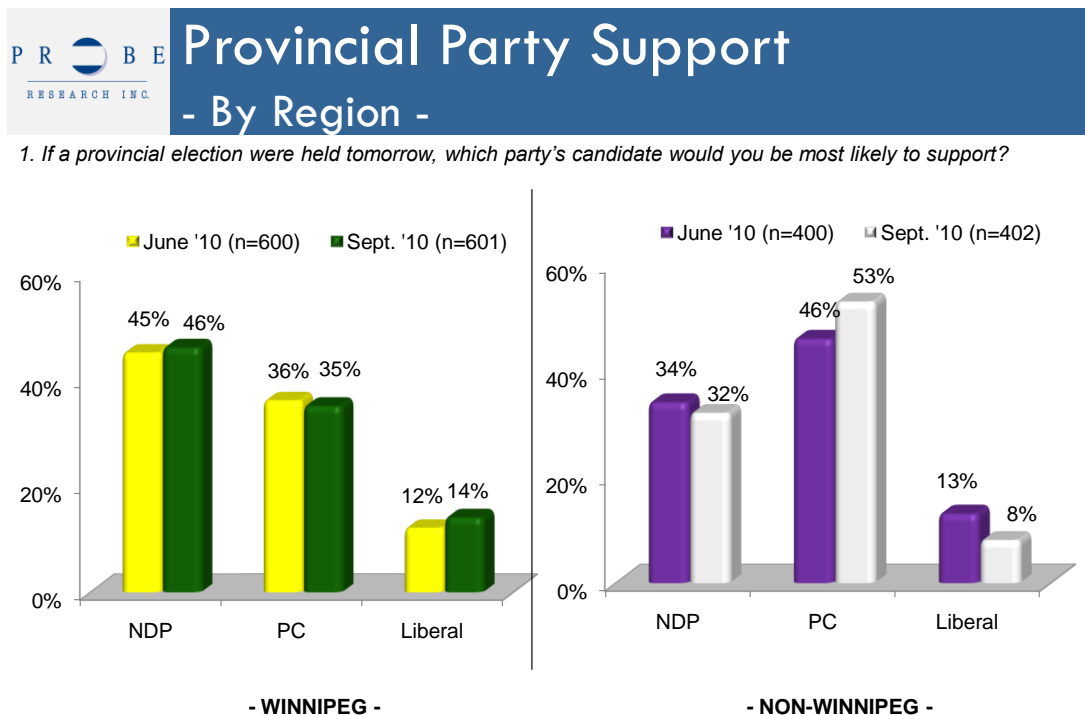


Base: All respondents

NDP Still First Choice For Urban Voters

While the Progressive Conservatives are competitive with the New Democrats in a province-wide tally, the opposition party continues to trail the NDP in Winnipeg – including in the battleground constituencies at the southern and western margins of the city.

Nearly one-half of Winnipeg-based voters (46%) indicated they would cast ballots for the NDP, while around one-third (35%) would vote for a Progressive Conservative candidate in a hypothetical election (14% indicated they would vote for the Liberals, while five percent preferred other parties). The NDP continue to lead the Progressive Conservatives in the southeast (43% versus 29% respectively), northwest (48% versus 38%) and southwest (44% versus 37%) areas of Winnipeg. The PCs, however, now lead the NDP in the northeast corner of the city (46% versus 37% respectively).



Base: All respondents

As the previous graph shows, voter intentions in the provincial capital have not significantly changed since June. Support for the Progressive Conservatives, on the other hand, appears to be growing outside Winnipeg, with the majority of voters outside the provincial capital now indicating they would cast ballots for a PC candidate (53%, +7% versus June) compared to just 32 percent (-2%) who prefer the NDP and eight percent (-5%) who gave their support to the Liberals.

PROVINCIAL PARTY STANDINGS IN RURAL AND URBAN MANITOBA -- September 2010 -- Net Voting Intention Among Decided Voters					
<i>"If a provincial election were held tomorrow, which party's candidate would you be most likely to support?"</i>					
	Total Manitoba	Winnipeg	Non-Winnipeg		
(Base)	(1,003) (%)	(601) (%)	(402) (%)		
PC	42	35	53		
NDP	40	46	32		
Liberal	12	14	8		
Others	6	5	7		
	Northwest Winnipeg	Southwest Winnipeg	Southeast Winnipeg	Northeast Winnipeg	Core Area
(Base)	(131) (%)	(144) (%)	(95)* (%)	(114) (%)	(116) (%)
PC	38	37	29	47	21
NDP	48	44	43	36	58
Liberal	12	15	20	12	14
Others	2	4	9	4	7

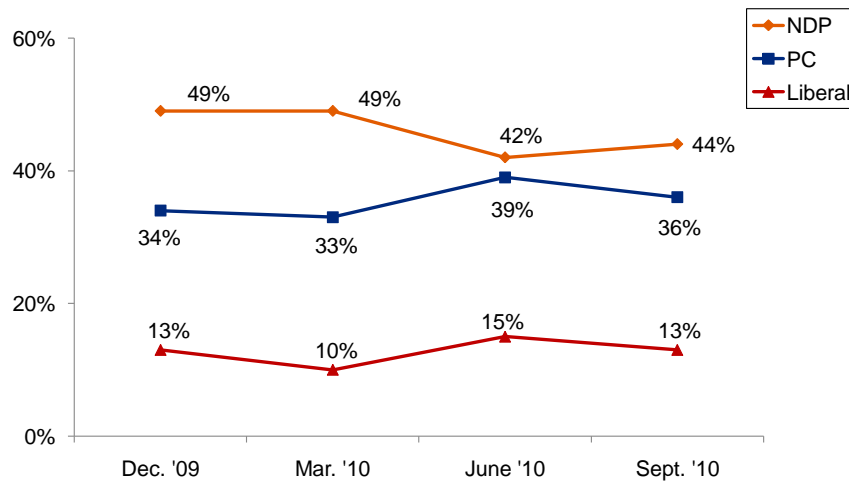
*Caution: Small Base

Women Still Prefer the NDP

While the PCs continue to have a decisive lead among decided male voters (48% versus 36% for the NDP), the gap between men and women in terms of provincial voting intentions continues to exist. The NDP has increased its lead among female voters (44% of women would now cast ballots for a NDP candidate, versus 36% of women who prefer the PCs). As the graph below indicates, the NDP continues to enjoy its long-held advantage among female voters even though the PCs have shrunk the so-called “gender gap” in recent months.

PRBE RESEARCH INC. Provincial Party Support - Among Female Voters -

1. If a provincial election were held tomorrow, which party's candidate would you be most likely to support?
(n=517)



Base: All female respondents

As the table below shows, the Progressive Conservatives and New Democrats are statistically tied in nearly every demographic sub-category, with the exception of those earning lower household incomes (50% of these voters prefer the NDP compared to 28% who would cast ballots for the PCs and 13% who back the Liberals).

**PROVINCIAL PARTY STANDINGS
AMONG SELECTED SOCIO-DEMOGRAPHIC GROUPS**

-- September 2010 --

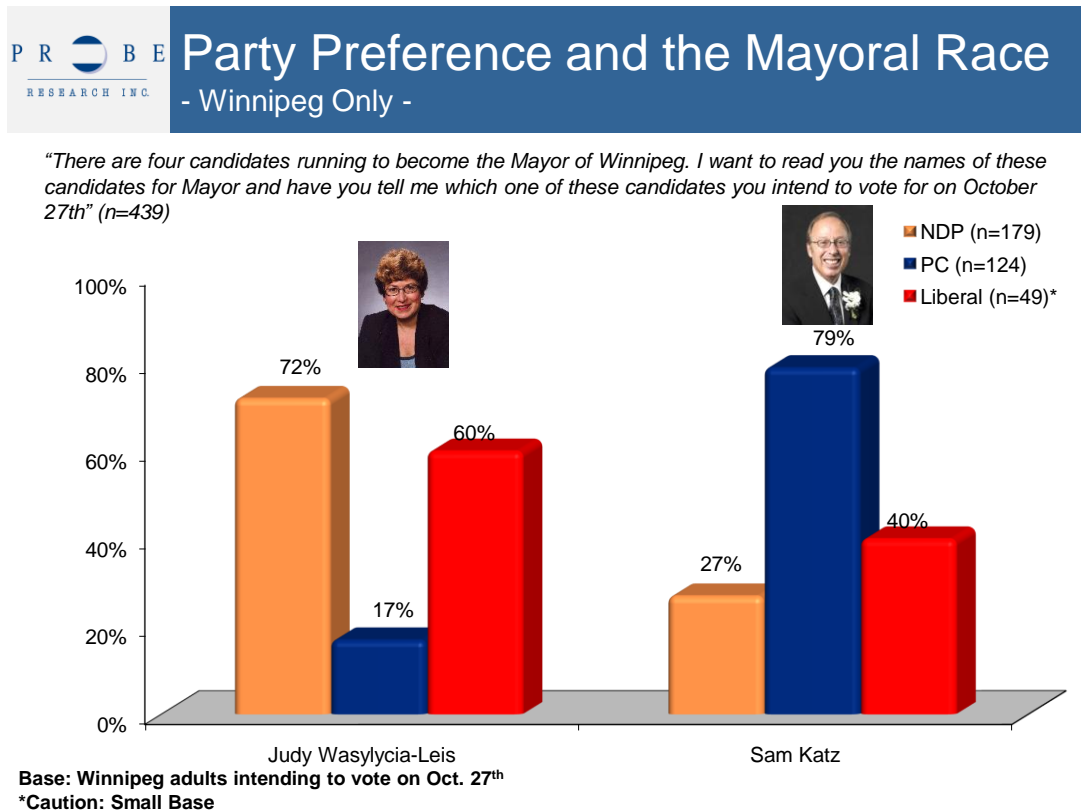
Net Voting Intentions Among Decided Voters

"If a provincial election were held tomorrow, which party's candidate would you be most likely to support?"

	Total	Gender		Age			
		Men	Women	18-34	35-54	55+	
(Base)	(1,003) (%)	(486) (%)	(517) (%)	(315) (%)	(356) (%)	(281) (%)	
PC	42	48	36	41	41	46	
NDP	40	36	44	35	43	44	
Liberal	12	11	13	15	11	8	
Others	6	5	7	9	4	2	
	Education			Income			
	HS or Less	Some Post-Sec.	Post-Sec. Grad	<\$30K	\$30K-\$59K	\$60K-\$99K	\$100K+
(Base)	(304) (%)	(189) (%)	(492) (%)	(142) (%)	(214) (%)	(266) (%)	(193) (%)
PC	45	40	42	28	44	42	45
NDP	37	43	42	50	39	38	41
Liberal	12	13	10	13	13	13	9
Others	6	5	6	8	4	7	4

Party Preferences Reflect Choice for Mayor

In a civic election where the involvement of provincial parties has been a live issue, it is not surprising to find that the two candidates running for mayor in Winnipeg draw support from diverse ends of the provincial political spectrum.



Nearly three-quarters of those who plan to vote for the NDP (72%) also report that they would cast ballots for Judy Wasylycia-Leis in the upcoming civic election. Conversely, a similar crossover is apparent as provincial Progressive Conservative party supporters indicated en masse that they will vote for incumbent mayor Sam Katz (79%). For their part, a slightly higher proportion of provincial Liberal supporters plan to vote for Ms. Wasylycia-Leis rather than Mr. Katz (60%, versus 40% respectively).

This province-wide Omnibus survey was designed and conducted by Probe Research Inc. via telephone interviews conducted between September 16th and September 30th, 2010 among a random and representative sampling of 1,003 Manitoba adults. With a sample of 1,003, one can say with 95 percent certainty that the results are within +/- 3.1 percentage points of what they would have been if the entire adult population of Manitoba had been interviewed. The margin-of-error is higher within each of the survey's population sub-groups. Modified random-digit dialing was used to ensure that all Manitoba adults would have an equal opportunity to participate in this Probe Research survey. Minor statistical weighting has been applied to this sample to ensure that the age and gender balance correspond with the province as a whole.

For more information on this survey, please contact:

Scott MacKay
President,
Probe Research Inc.
Suite 850-125 Garry Street,
Winnipeg, Manitoba
R3C 3P2
Tel.: 926-6567
Cell: (204) 955-9777
Fax: 926-6566
E-mail: scott@probe-research.com

- 30 -