



PROVINCIAL VOTING INTENTIONS

MARCH 2019

P R  B E
RESEARCH INC.

ABOUT THE PROBE RESEARCH OMNIBUS

For more than two decades, Probe Research Inc. has undertaken quarterly omnibus surveys of random and representative samples of Manitoba adults. These scientific surveys have provided strategic and proprietary insights to hundreds of public, private and not-for-profit clients on a range of social, cultural and public policy topics. The Probe Research Omnibus Survey is the province's largest and most trusted general population survey.

SURVEY INSTRUMENT

The survey instrument was designed by Probe Research.

METHODOLOGY

- Between March 12 and March 24, 2019, Probe Research surveyed a random and representative sampling of 1,000 adults residing in Manitoba.
- With a sample of 1,000, one can say with 95 percent certainty that the results are within ± 3.1 percentage points of what they would have been if the entire adult population of Manitoba had been surveyed. The margin of error is higher within each of the survey's population sub-groups.
- Modified random digit dialing, including both landline and wireless numbers, ensured all Manitoba adults had an equal opportunity to participate in this Probe Research survey. A CATI-to-web approach was employed whereby a live-voice operator or interactive system randomly recruited respondents by telephone, inviting them to complete the survey via a secure online questionnaire. In addition, 346 randomly recruited Probe Research panel members were included in this general population adult sampling.
- Minor statistical weighting has been applied to this sample to ensure that age and gender characteristics properly reflect known attributes of the province's population. All data analysis was performed using SPSS statistical analysis software.

FOR MORE
INFORMATION:

SCOTT MACKAY

PRESIDENT



211 – 10 Fort St.
Winnipeg, MB
R3C 1C4

(204) 926-6565

Cell: (204) 955-9777

Scott@probe-research.com

FB: www.facebook.com/proberesearch

Twitter: @proberesearch

www.probe-research.com

KEY FINDINGS

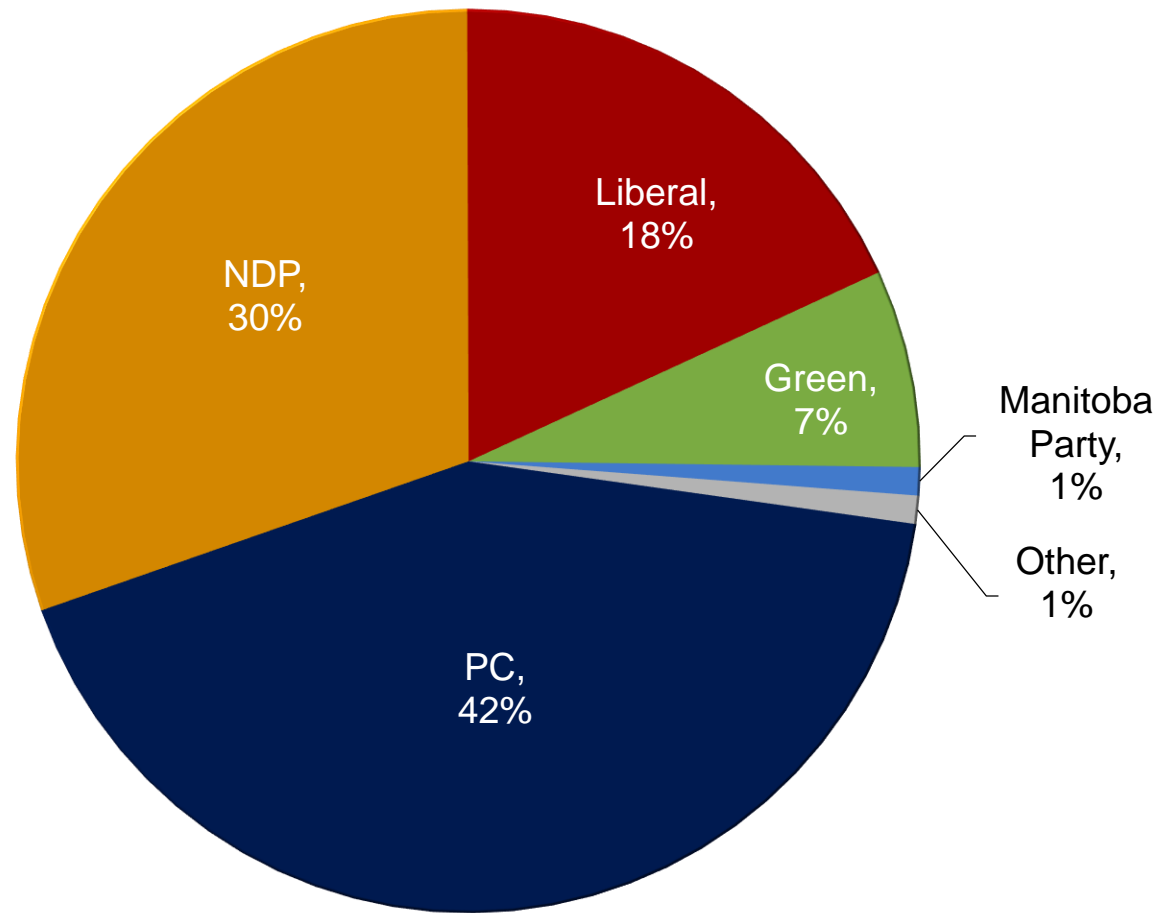
- A one-point cut to the Provincial Sales Tax (PST) did not appear to provide Premier Brian Pallister's Progressive Conservative party with a bump in popular support. Indeed, support for the PCs has dipped slightly in the past three months, as 42 per cent of decided and leaning voters favour the Tories (-2% vs. December), with three-in-ten province-wide now supporting the NDP (30%, +3% since December) and one-in-five backing the Manitoba Liberal party (18%, -3% vs. December).
- Within Winnipeg, the opposition New Democrats have now taken a slight lead over the PCs. There, the NDP now has the support of 36 per cent of decided and leaning voters, up six points since December. This increase may be coming at the expense of the provincial Liberals, whose support has decreased four points to 23 per cent. One-third of Winnipeg voters would cast a ballot for the PCs (32%, -3%).
- Despite being slightly behind the NDP in Winnipeg, support from several population groups could benefit them if – as Premier Pallister has hinted – Manitobans go to the polls early. Compared to the NDP, the PCs have more than double the proportion of support among men (25% vs. 51% respectively), rural and northern residents (21% vs. 58% respectively), and those with high school or less (25% vs. 54% respectively). The opposition NDP has higher levels of support among women, post-secondary graduates and Indigenous peoples.

% Undecided: 15%

PARTY SUPPORT IN MANITOBA

DECIDED AND LEANING VOTERS

Q1. "If a provincial election were held tomorrow, which party's candidate would you be most likely to support?"



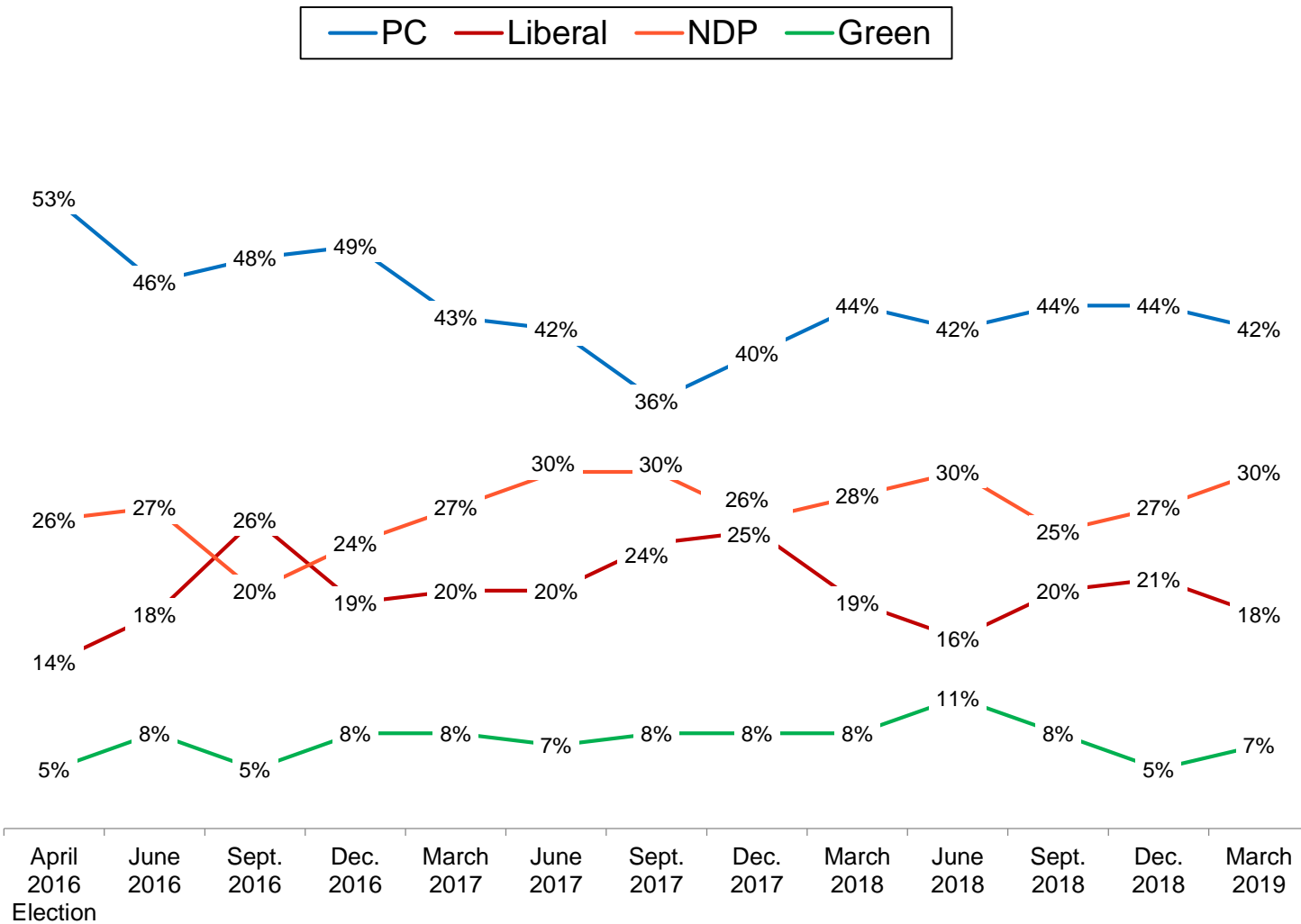
Base: Manitoba adults
(N=1,000)

% Undecided: 15%

PARTY SUPPORT IN MANITOBA

TRACKING

Q1. "If a provincial election were held tomorrow, which party's candidate would you be most likely to support?"



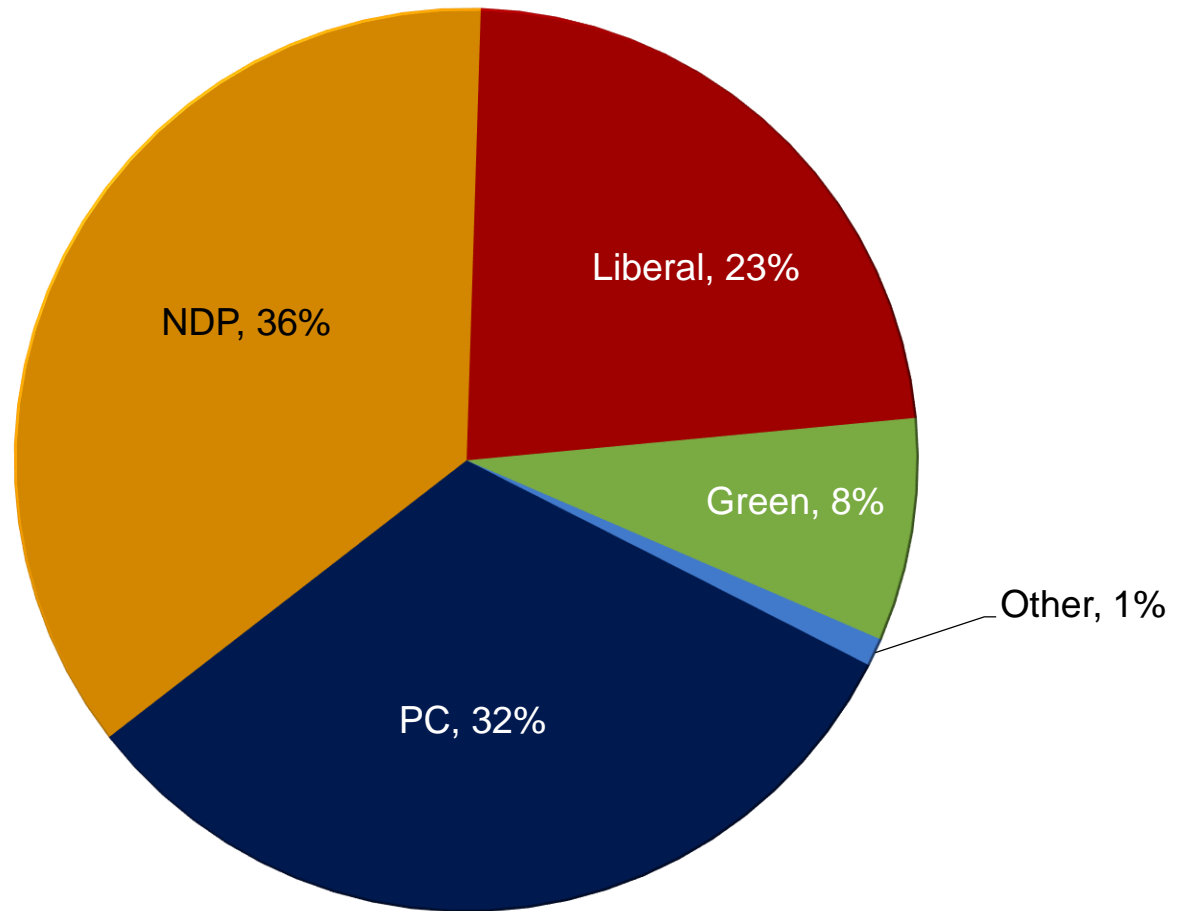
Base: Manitoba adults (N=1,000)

% Undecided: 16%

PARTY SUPPORT IN WINNIPEG

DECIDED AND LEANING VOTERS

Q1. "If a provincial election were held tomorrow, which party's candidate would you be most likely to support?"



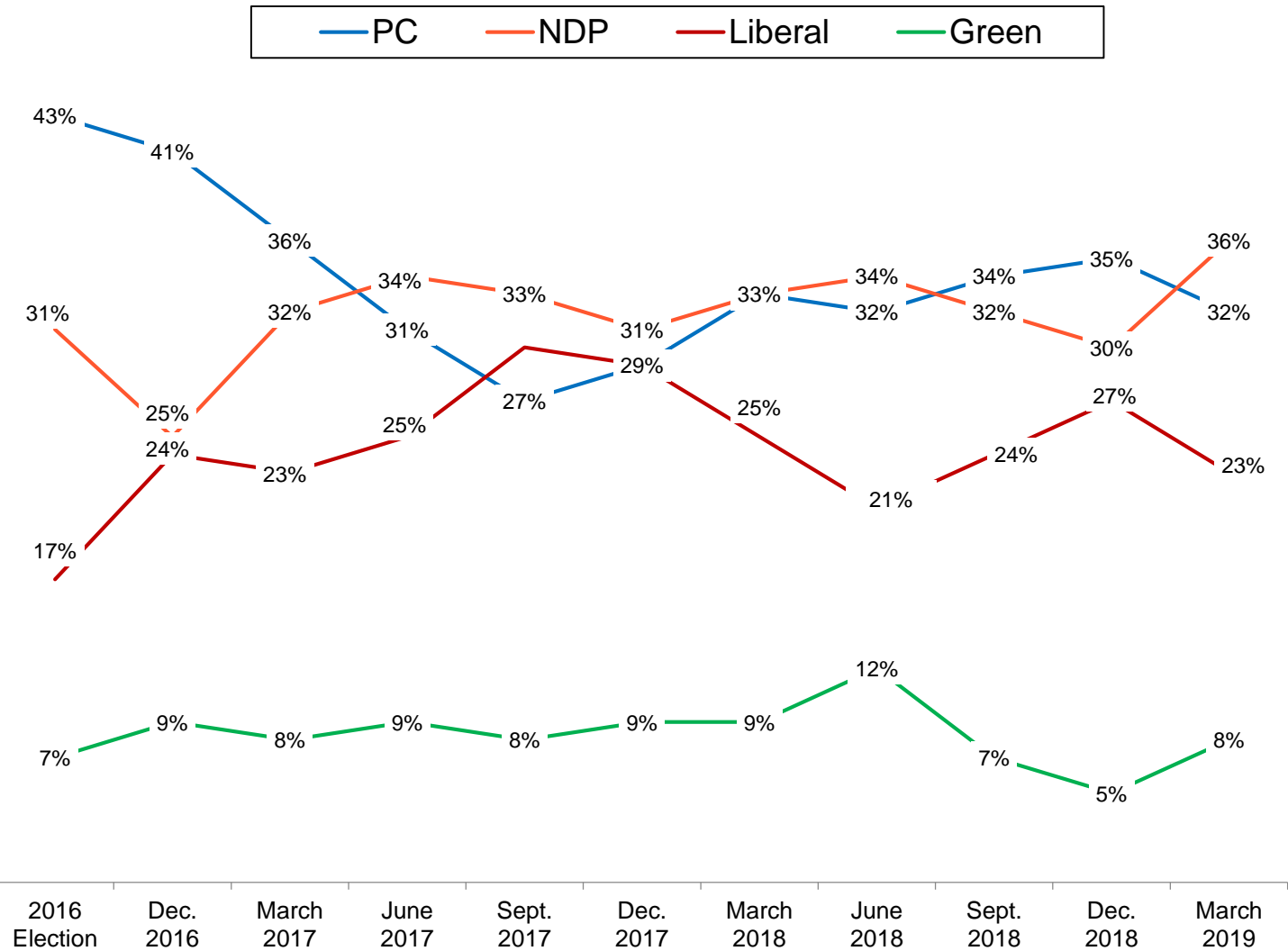
Base: Winnipeg adults (N=600)

% Undecided: 16%

PARTY SUPPORT IN WINNIPEG

TRACKING

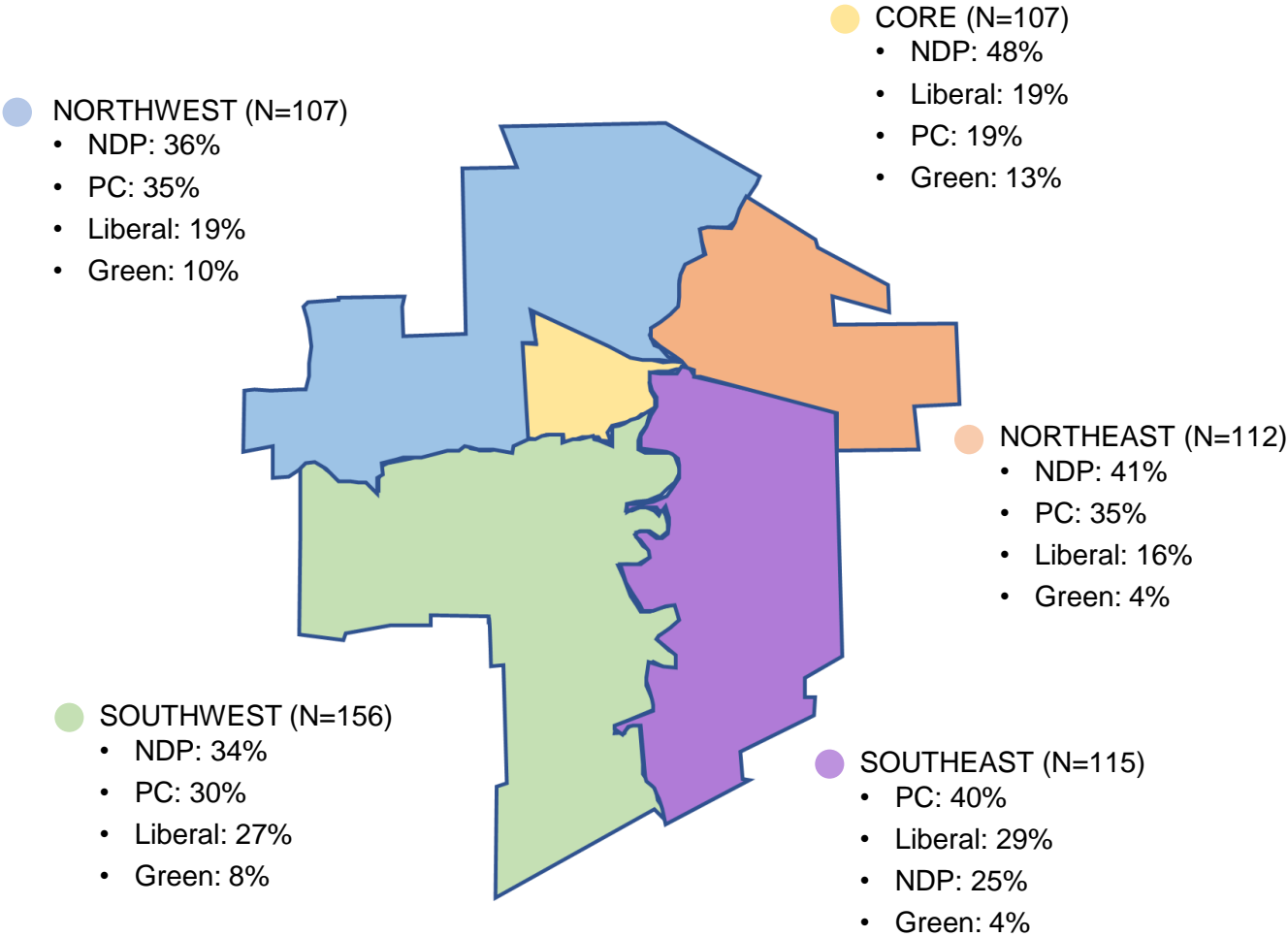
Q1. "If a provincial election were held tomorrow, which party's candidate would you be most likely to support?"



Base: Winnipeg adults (N=600)

PARTY SUPPORT ACROSS WINNIPEG REGIONS

Q1. "If a provincial election were held tomorrow, which party's candidate would you be most likely to support?"



Base: Winnipeg adults (N=600)

PROVINCIAL PARTY SUPPORT IN MANITOBA

ACROSS SOCIO-DEMOGRAPHIC SUB-GROUPS

Q1. "If a provincial election were held tomorrow, which party's candidate would you be most likely to support?"

Valid responses only
DK/NS removed
*Caution: Small Base

	Total	Gender		Age		
		Men	Women	18-34	35-54	55+
(Unweighted)	(1,000)	(511)	(489)	(193)	(503)	(304)
(Base)	(1,000)	(484)	(516)	(331)	(374)	(296)
PC	42%	51%	34%	36%	45%	47%
NDP	30%	25%	35%	31%	31%	27%
Liberal	18%	16%	21%	17%	16%	22%
Green	7%	5%	10%	12%	6%	4%
	Education			Region		
	HS or Less	Some Post-Sec.	Post-Sec. Grad	Winnipeg	Rest of Manitoba	
(Unweighted)	(151)	(385)	(442)	(600)	(400)	
(Base)	(162)	(393)	(422)	(600)	(400)	
PC	54%	49%	33%	32%	58%	
NDP	25%	24%	37%	36%	21%	
Liberal	16%	14%	23%	23%	12%	
Green	3%	10%	6%	8%	7%	
	Income			Indigenous		
	<\$50K	\$50K-\$99K	\$100K+	Yes	No	
(Unweighted)	(198)	(333)	(336)	(94)*	(842)	
(Base)	(220)	(336)	(308)	(94)*	(843)	
PC	36%	44%	43%	25%	44%	
NDP	33%	33%	27%	45%	29%	
Liberal	20%	14%	23%	15%	19%	
Green	8%	8%	7%	12%	7%	