

Federal Political Preferences in Manitoba



February 2025

PROBE RESEARCH

Contact:

Curtis Brown
Partner



(204) 894-3298



curtis@probe-research.com

Probe Research is working to ensure its documents exceed modern accessibility and screen-readability standards. If you encounter any barriers to accessing this content or if you require this document in an alternative format, please contact probe@probe-research.com or 204-926-6565.

PROBE RESEARCH INC.



603 – 191 Lombard Ave.
Winnipeg, MB R3B 0X1



(204) 926-6565



www.probe-research.com



Methodology

Probe Research surveyed a representative sample of 600 adults residing in Manitoba from February 3-6, 2025.

Those who responded to the online survey are members of Probe Research's proprietary panel, as well as members of another national online panel.

Because an online panel is a non-probability sample, no margin of error can be ascribed. For the purposes of comparison, a probabilistic sample of N=600 Manitoba adults would have a margin of error of ± 4.0 percentage points, 19 times out of 20. The margin of error would also be higher within each of the survey's population sub-groups.

Minor statistical weighting by age, region, gender and educational attainment was applied to this sample to ensure it properly reflects the known attributes of the province's population. Probe used SPSS software to conduct the statistical analysis.

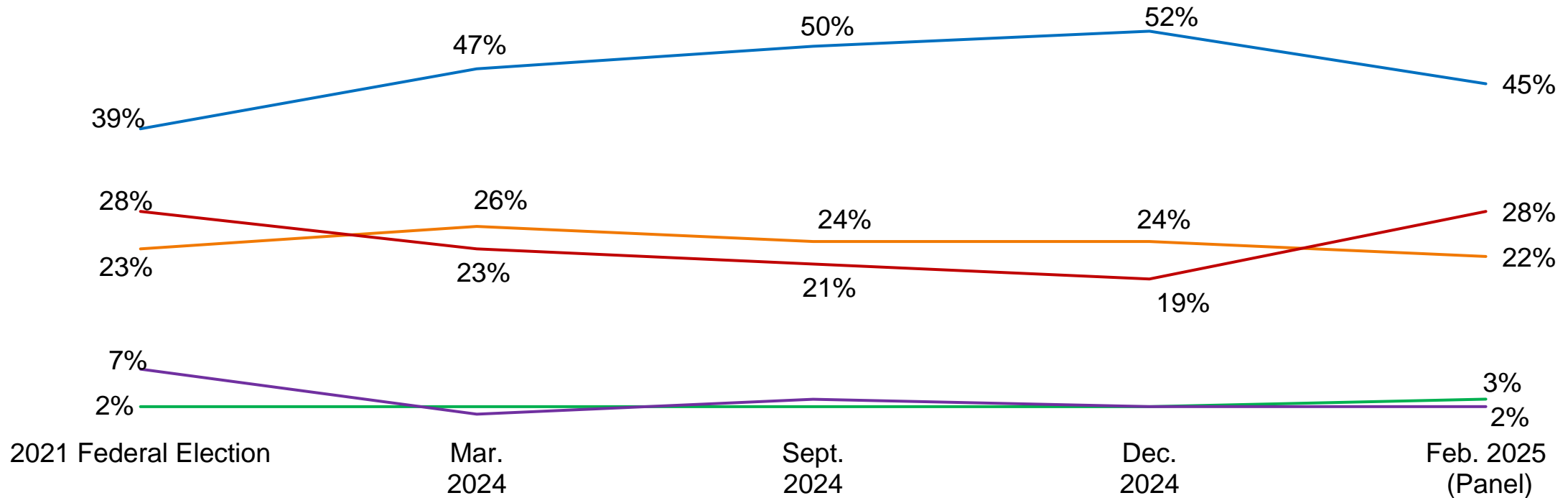
The survey questions were designed by Probe Research and paid for by Probe.

Results may not add up to exactly 100% due to rounding. Numbers of <2% are not shown in the graphs.

Federal Party Support in Manitoba

Conservative support has slipped slightly since December

Q1/2. Now turning to federal politics for a minute... If a federal election were held tomorrow, which party's candidate would you be most likely to support? (Base: Decided and leaning voters)

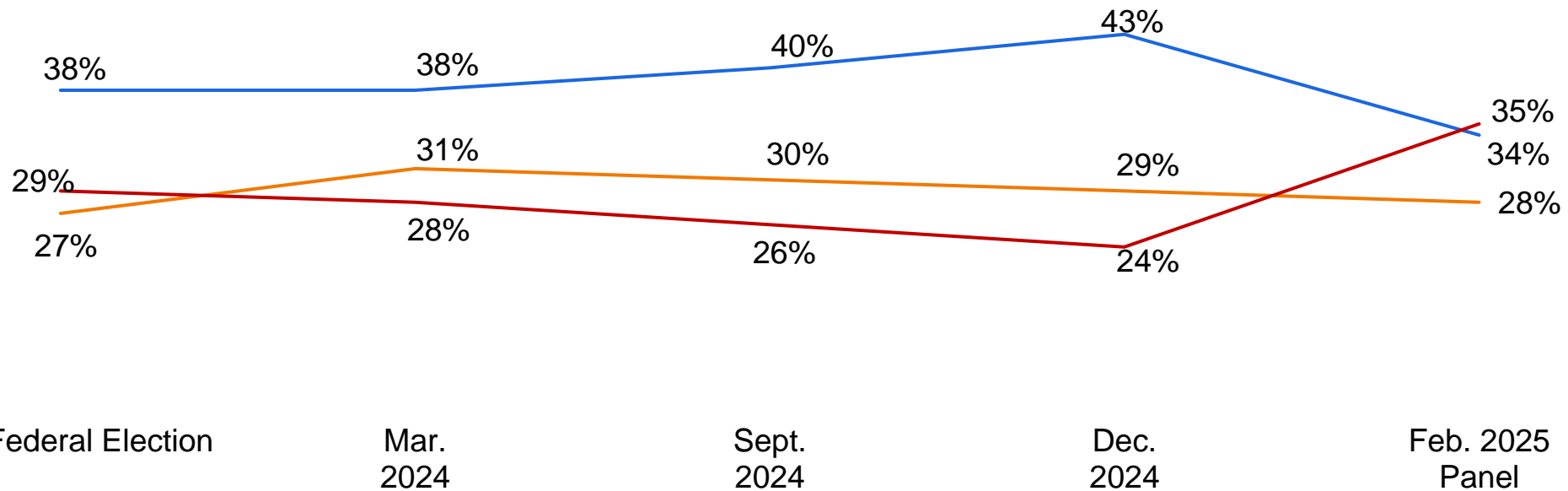


Undecided: 12%

Federal Party Support in Manitoba: Winnipeg

Conservative support within Winnipeg continues to increase while Liberal support falls further

Q1/2. Now turning to federal politics for a minute... If a federal election were held tomorrow, which party's candidate would you be most likely to support? (Base: Decided and leaning voters in Winnipeg)

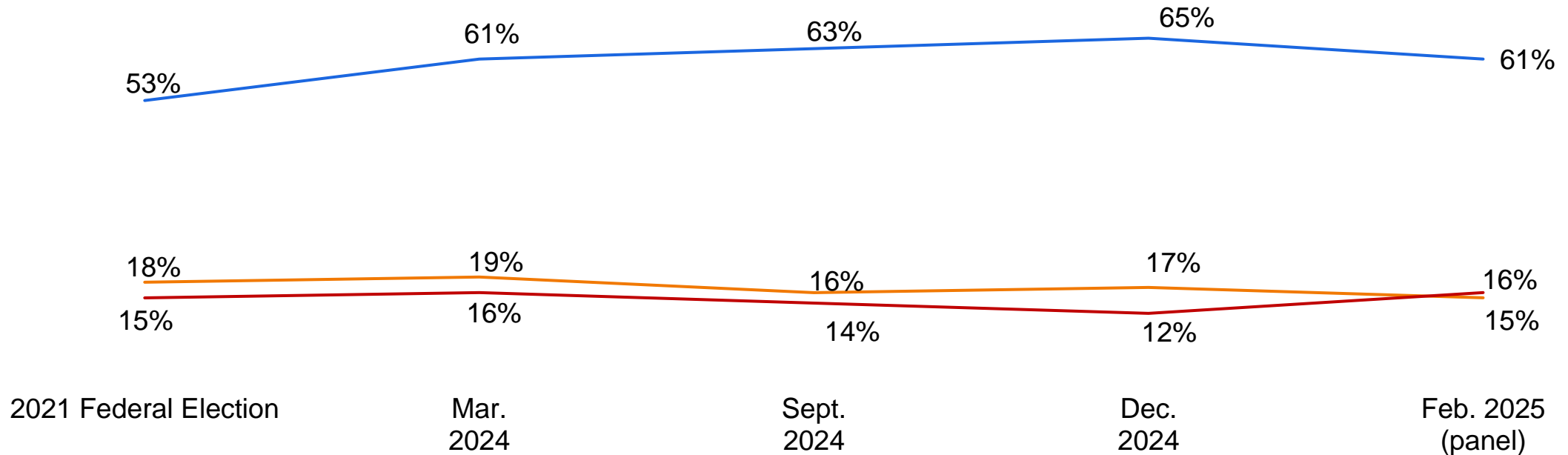


Undecided: 13%

Federal Party Support in Rural and Northern Manitoba

Conservative support increases even more outside the Perimeter

Q1/2. Now turning to federal politics for a minute... If a federal election were held tomorrow, which party's candidate would you be most likely to support? (Base: Decided and leaning voters in rural and northern Manitoba)

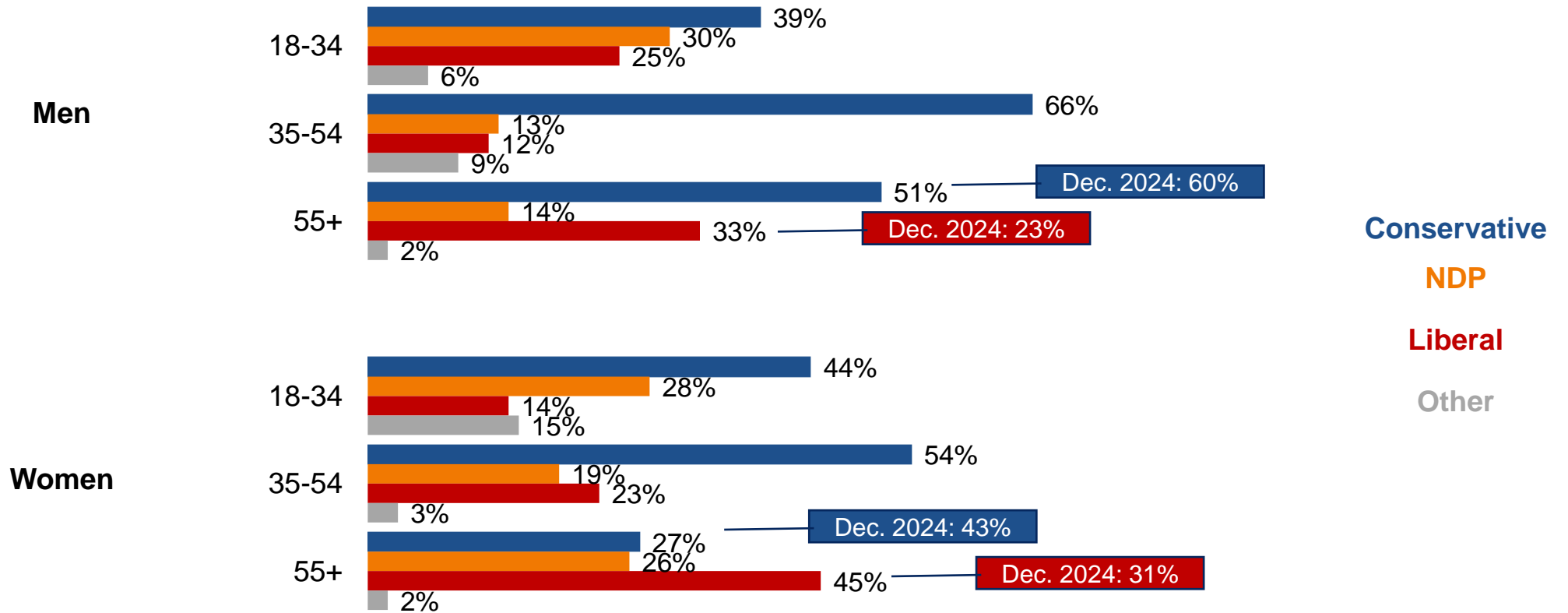


Undecided: 12%

Federal Party Support in Manitoba: By Age and Gender

Older men and women are moving back to the Liberals in a significant way

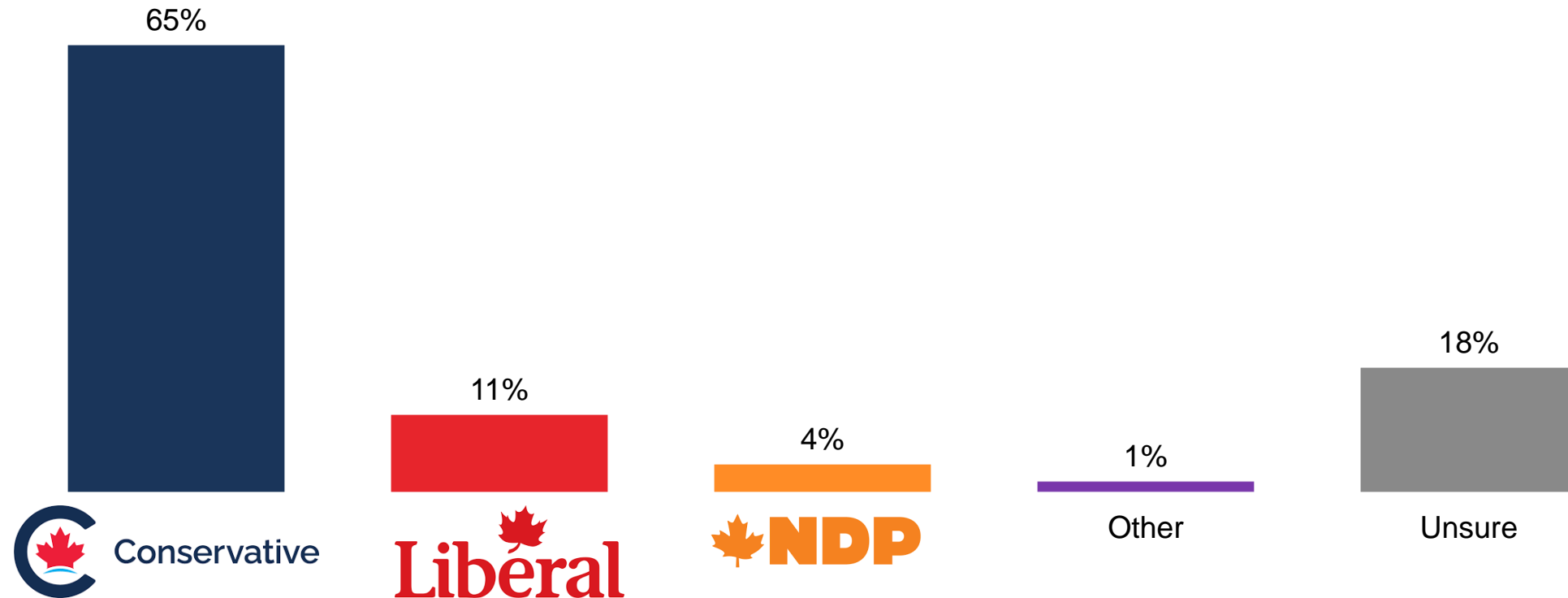
Q1/2. Now turning to federal politics for a minute... If a federal election were held tomorrow, which party's candidate would you be most likely to support? (Base: Decided and leaning voters)



Party Expected To Win The Next Federal Election

Nearly two-thirds of Manitobans still expect the Conservatives to form the next government

Q7. Which party do you expect to win the next federal election, which is scheduled to take place sometime this year? (Base: All respondents, N=600)



Attitudes Regarding Different Election Outcomes

Manitobans are most likely to not want another Liberal majority, could live with minority Parliaments

Q8. For each of the following scenarios, would you feel happy with this outcome, could you live with this outcome, or would you be upset about this outcome? (Base: All respondents, N=600)

