

The
Free Press

Federal Politics in Manitoba

June 2026

Manitoba Omnibus Survey

PROBE Research



The Story

The federal NDP under Avi Lewis is regaining some ground, especially in Winnipeg and among younger voters. The Liberals continue to lead overall in Manitoba, with Conservative support decreasing slightly in the past three months (35%, down from 39% in March). But NDP support is up slightly under new leader Avi Lewis (14%, up from 8%). Conservative losses in Winnipeg are being countered by gains for the NDP, with Liberal support remaining quite flat. In Winnipeg, only one-quarter would now vote for the Pierre Poilievre-led Conservatives (26%, -6% in March), while the NDP are at 16 per cent in Winnipeg (+6%). The NDP's biggest gains are in inner suburban neighbourhoods, where the party has now leapfrogged the Conservatives as the second-choice party.

The NDP has also gained noticeable support among women and younger voters. Among those aged 18-34, the Liberals and Conservatives are tied at 33 per cent each, with the NDP not far behind at 25 per cent – 10 percentage points higher among this demographic group than it was in March.



Methodology

Probe Research surveyed a random and representative sample of 1,000 Manitoba adults between May 25 and June 8, 2026.

Respondents were contacted using four different methods. The sample includes 483 Manitoba residents randomly recruited via live-agent operator, 151 randomly recruited via text message/SMS, 170 randomly recruited via Interactive Voice Response (IVR) and 196 members of Probe Research's online panel. All respondents completed the survey using an online platform.

With a sample of 1,000, one can say with 95 per cent certainty that the results are within ± 3.1 percentage points of what they would have been if the entire adult population of Manitoba had been surveyed. The margin of error is higher within each of the survey's population sub-groups.

Probe reached out to Manitobans through modified random digit dialing, including both landline and wireless numbers. This ensured all Manitoba adults had an equal opportunity to participate in this survey.

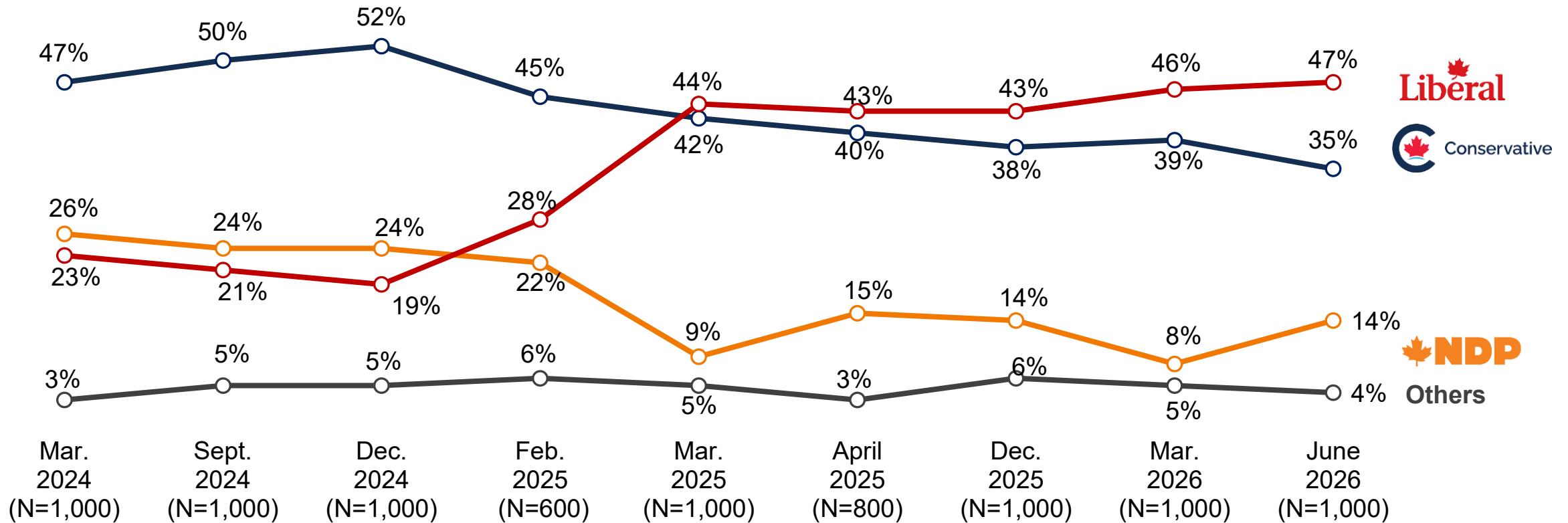
The sample has been weighted slightly by age, gender, region and educational attainment so it properly reflects the province's population, based on Census data. Probe used SPSS software to conduct all statistical analysis.

About the Probe Research Omnibus

For nearly 30 years, Probe Research has conducted quarterly omnibus surveys of random and representative samples of Manitoba adults. These surveys have provided strategic and proprietary insights to hundreds of public, private and not-for-profit clients on many different social, cultural and public policy topics. The Probe Research Omnibus Survey is the province's largest and most trusted general population survey.

The survey was designed by Probe Research in close consultation with the Free Press.

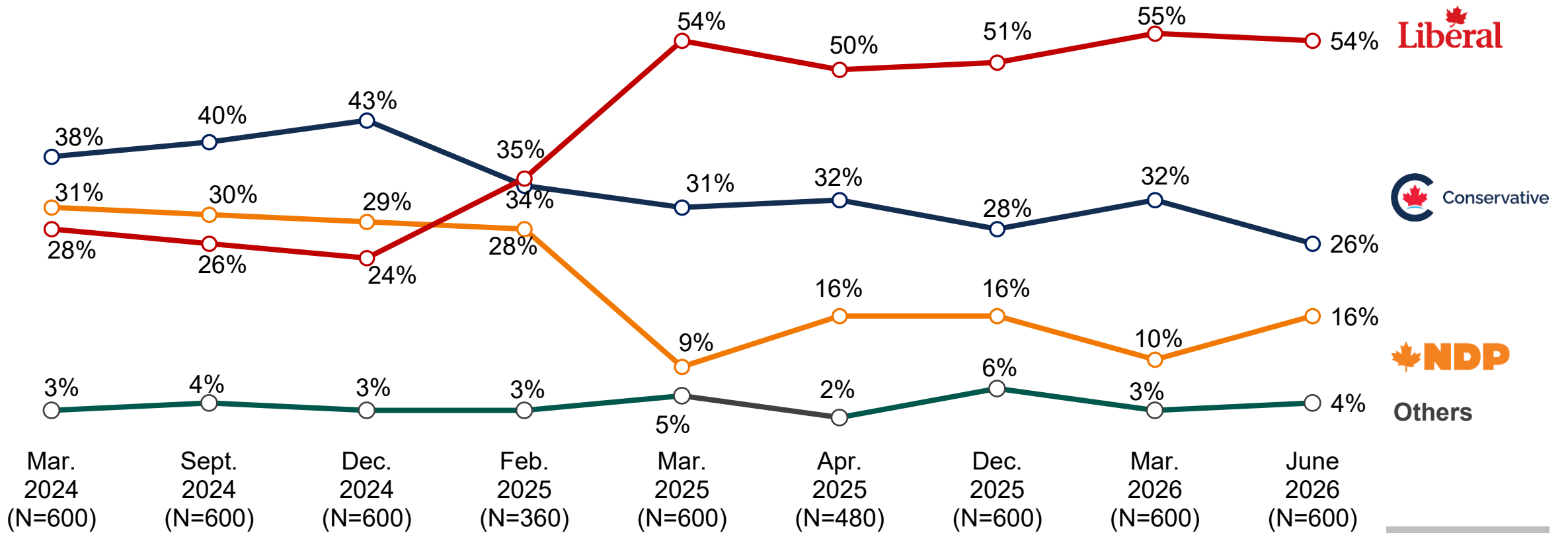
Federal Conservative support drops slightly as the NDP regains its position



ES4/5. Now turning to federal politics for a minute...If a federal election were held tomorrow, which party's candidate would you be most likely to support? (Base: Decided and leaning voters in Manitoba)

**Undecided:
15%**

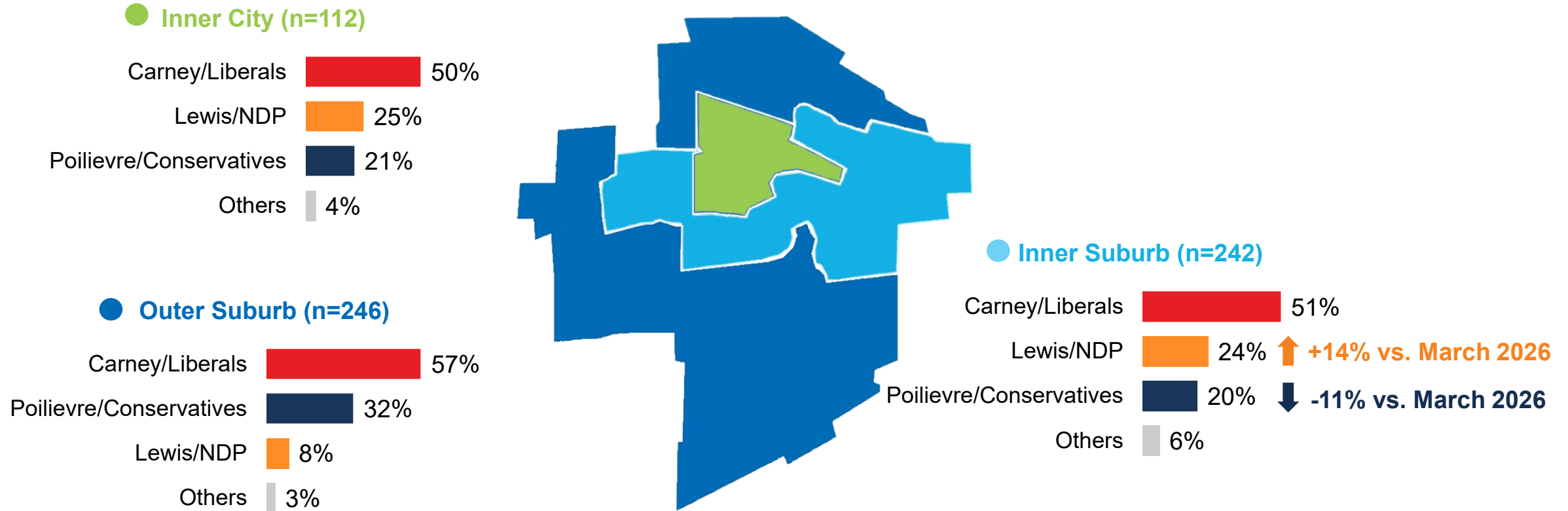
The federal Conservatives lose ground in Winnipeg after regaining it in March



ES4/5. Now turning to federal politics for a minute...If a federal election were held tomorrow, which party's candidate would you be most likely to support? (Base: Decided and leaning voters in Winnipeg)

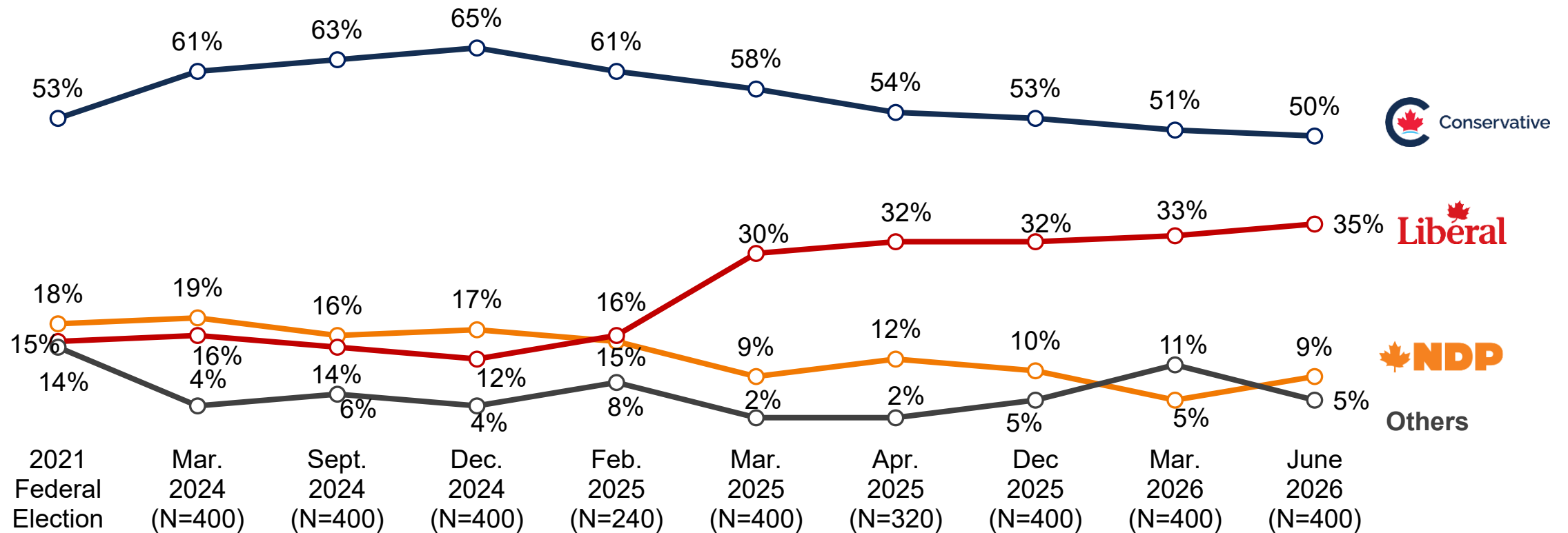
**Undecided:
14%**

The NDP has gained significant ground in inner suburban Winnipeg neighbourhoods



ES4. Now turning to federal politics for a minute...If a federal election were held tomorrow, which party's candidate would you be most likely to support? (Base: Decided and leaning voters)

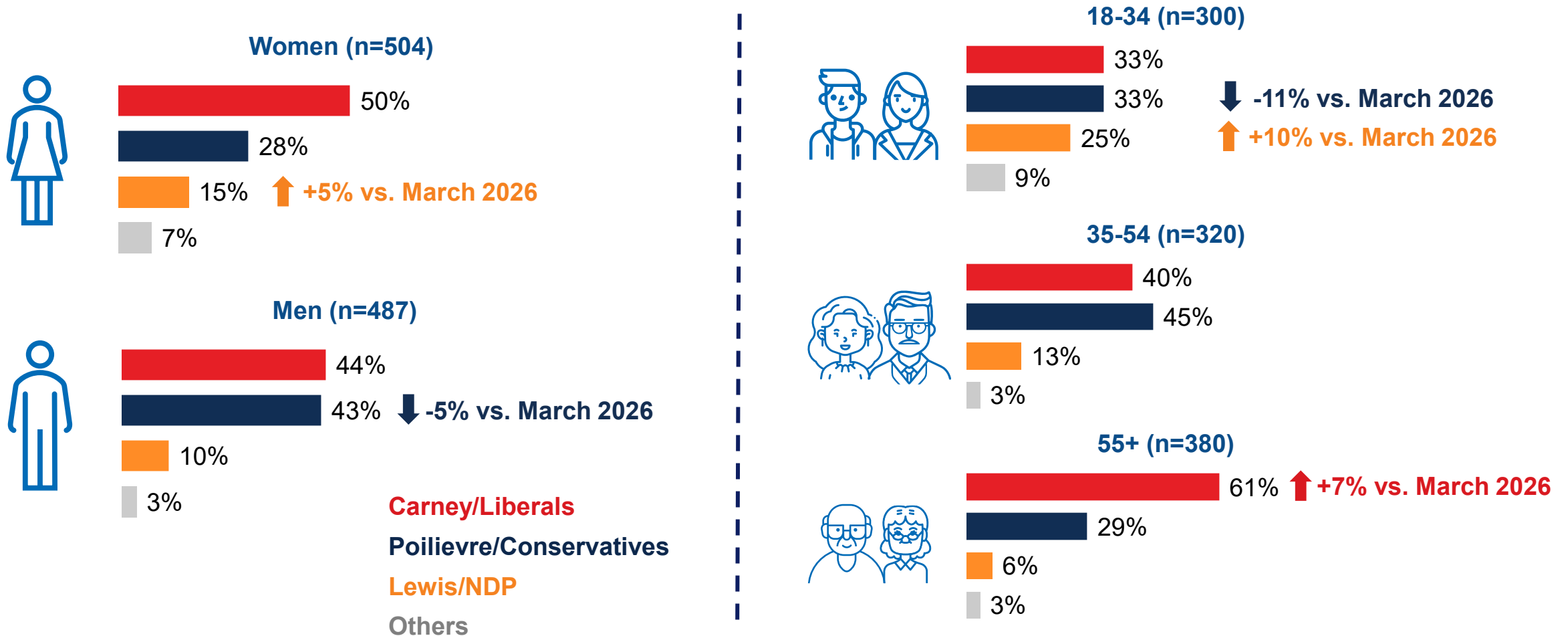
Little change in federal voting intentions in rural and northern Manitoba



ES4. Now turning to federal politics for a minute...If a federal election were held tomorrow, which party's candidate would you be most likely to support? (Base: Decided and leaning voters)

**Undecided:
18%**

The federal NDP is picking up support among women and younger adults



The Liberals retain a significant advantage among older voters

	Gender			Age			Region		Born outside Canada
	Total	Men	Women	18-34	35-54	55+	Winnipeg	Rest of Manitoba	
(Unweighted)	(1,000)	(516)	(471)	(177)	(354)	(469)	(600)	(400)	(134)
(Weighted Base)	(1,000)	(487)	(504)	(300)	(320)	(380)	(600)	(400)	(148)
Liberal	47%	44%	50%	33%	40%	61%	54%	35%	45%
Conservative	35%	43%	28%	33%	45%	29%	26%	50%	41%
NDP	14%	10%	15%	25%	13%	6%	16%	9%	7%
Others	5%	3%	7%	9%	2%	4%	4%	5%	8%

	Education			Household Income			Identity		
	HS or Less	College/ Some PS	University Graduate	<\$60K	\$60K-\$119K	\$120K+	Indigenous	Other Racialized	White
(Unweighted)	(150)	(387)	(445)	(217)	(359)	(293)	(107)	(91)*	(802)
(Weighted Base)	(453)	(283)	(244)	(288)	(330)	(224)	(128)	(100)	(772)
Liberal	43%	46%	54%	45%	46%	49%	41%	42%	48%
Conservative	39%	38%	27%	33%	34%	39%	37%	38%	35%
NDP	12%	12%	16%	14%	16%	10%	17%	11%	13%
Others	6%	3%	3%	8%	4%	2%	5%	9%	4%

ES4. Now turning to federal politics for a minute...If a federal election were held tomorrow, which party's candidate would you be most likely to support? (Base: Decided and leaning voters) *Caution: Small base size

Contact:

Mary Agnes Welch, Partner

204-470-8862

Maryagnes@Probe-Research.com

PROBE Research

603 – 191 Lombard Ave.
Winnipeg, MB R3B 0X1

Probe-Research.com

Probe Research is working to ensure its documents exceed modern accessibility and screen-readability standards. If you encounter any barriers to accessing this content or if you require this document in an alternative format, please contact probe@probe-research.com or 204-926-6565.